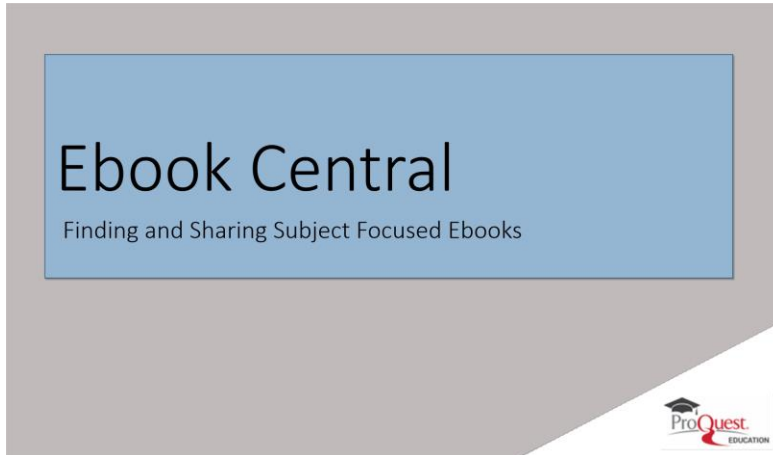


1. Ebook Central Finding and Sharing Subject Focused Ebooks

1.1 Ebook Central

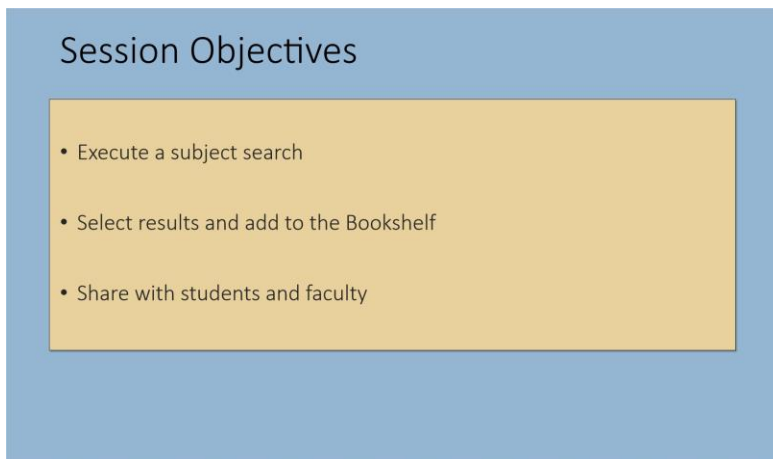


Notes:

Welcome to Ebook Central, Finding and Sharing Subject Focused Ebooks.

This session is designed for subject librarians interested in locating ebooks in a subject area and sharing a folder of selected books with others at their institution. The shared link may be used to create online course reading lists, collections targeted to patrons focused on specific subjects or topics, or new title lists.

1.2 Session Objectives

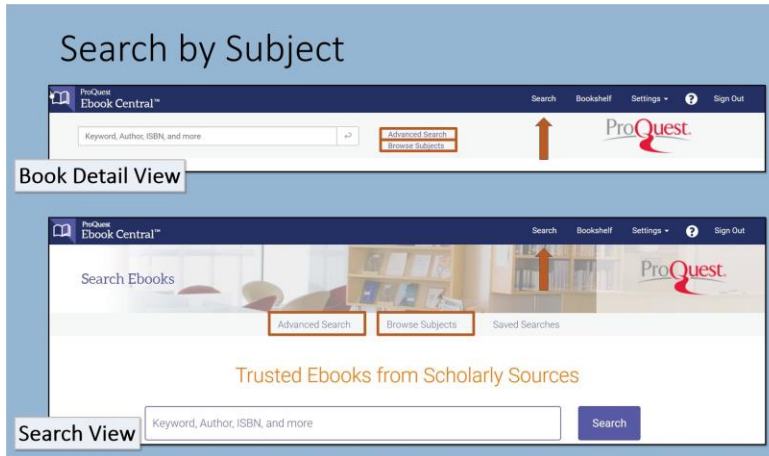


Notes:

After completing this session, you will be able to:

- Execute a subject search in Ebook Central;
Select results and add them to your Bookshelf; then
Share the Bookshelf folder with students and faculty.

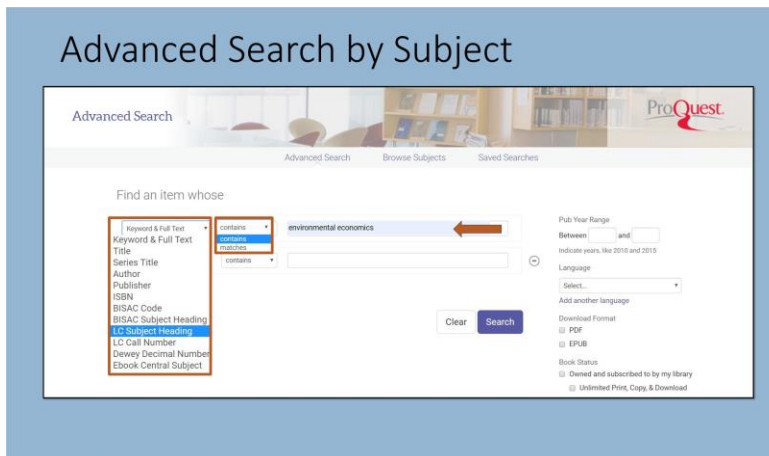
1.3 Search by Subject



Notes:

To search by subject, navigate to **Advanced Search** using the link near the search box in Ebook Central. If you do not see a search box or **Advanced Search** link on your screen, click **Search** in the blue bar at the top of the page. There is also an option to **Browse Subjects**, which will be covered shortly.

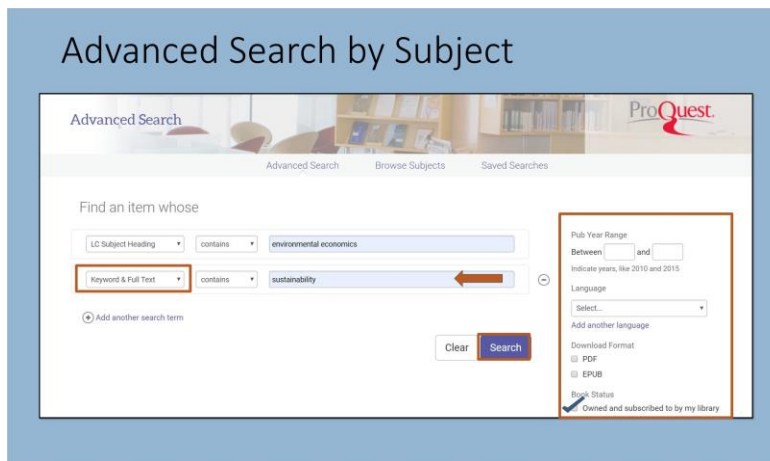
1.4 Advanced Search by Subject



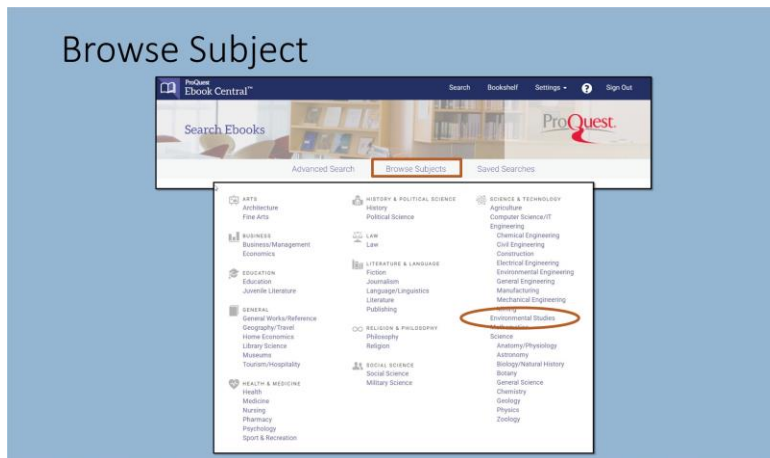
Notes:

Subject classifications can help focus results to just those covering a particular area of interest. Use the drop-down menu to search by BISAC Code or Subject Heading, US Library of Congress Subject Heading or Call Number, Dewey Decimal Number or Ebook Central Subject. Choose whether the subject code or heading chosen should contain or match your search terms. Enter your subject heading or code search parameters. Combine with a keyword in the second search box to narrow the subject if desired or add additional search limits like publication year range, language, book status such as "Owned and subscribed to by my library", and more. Then click **Search** to run your subject search and see the Ebook Central results page.

Untitled Layer 1 (Slide Layer)



1.5 Browse Subject



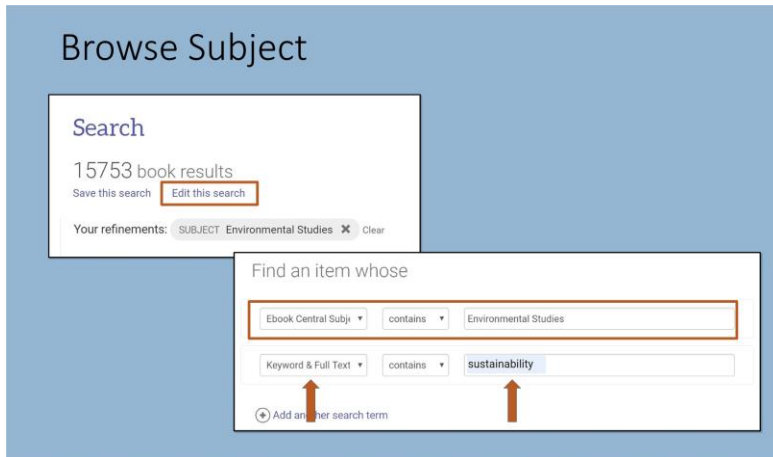
Notes:

OR, you can browse our proprietary Ebook Central subjects. To browse Ebook Central subjects, click the **Browse Subjects** link as shown in a previous slide.

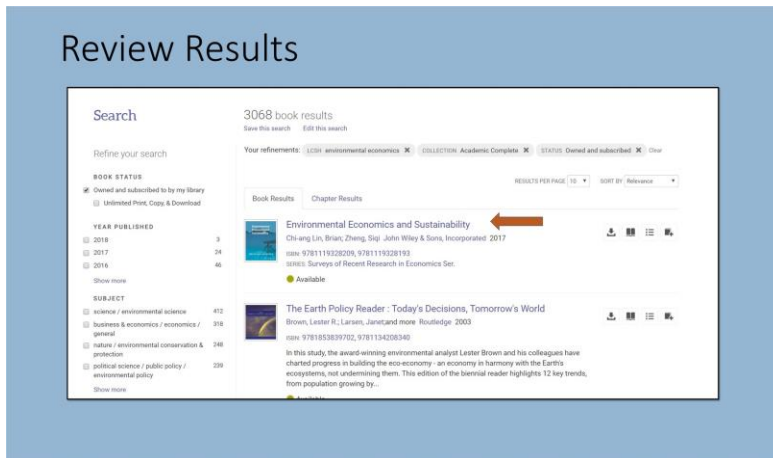
On the **Browse Subjects** screen, click an **Ebook Central** subject to see your library's titles associated with that subject. To add a keyword to the

SEARCH TO NARROW RESULTS, CLICK **EDIT THIS SEARCH** AT THE TOP OF THE RESULTS PAGE. THE SEARCH BOX WILL OPEN POPULATED WITH YOUR Ebook Central SUBJECT SEARCH AND SPACE TO ADD ANOTHER SEARCH TERM.

Edit search (Slide Layer)



1.6 Review Results



Notes:

SEARCHING OR BROWSING Ebook Central SUBJECTS TAKES YOU TO THE SEARCH RESULTS SCREEN WITH A LIST OF BOOKS MEETING THE CRITERIA IN THE CENTER PANEL.

CLICKING THE TITLE OF THE BOOK LEADS TO THE BOOK DETAIL PAGE. YOU MAY ALSO ARRIVE DIRECTLY ON A BOOK DETAIL PAGE FROM YOUR LIBRARY CATALOG, DISCOVERY LAYER OR OTHER SOURCE. THIS PAGE IDENTIFIES THE BOOK'S AVAILABILITY FOR YOUR ORGANIZATION, INCLUDING UNLIMITED ACCESS AND OTHER ACCESS MODELS, AS WELL AS ANY COPY, PRINT, OR DOWNLOAD LIMITS BASED ON THE PUBLISHER.

SHOW MORE GIVES ADDITIONAL DETAIL, INCLUDING SUBJECT CLASSIFICATION INFORMATION THAT CAN GENERATE SEARCH IDEAS.

To add a book to your Bookshelf from the book detail page, click the **Add to Bookshelf** link on the left.

Book Detail Page (Slide Layer)

The screenshot shows the book detail page for "Environmental Economics and Sustainability" by Brian Chang Lin and Siy Zheng. The page is divided into several sections:

- Availability:** Includes options for "Read Online", "Download Book", and "Download PDF Chapter". A red box highlights the "Add to Bookshelf" link in the left sidebar.
- Book Details:** Provides publication information such as ISBN, title, series, authors, publisher, and dates. A red box highlights the "Show more" link at the bottom of this section.
- Description:** Offers a brief overview of the book's content, with a "Show more" link below it.
- Table of Contents:** A link to view the book's structure.
- Subject Headings:** A separate box on the right lists various classification codes like "LCS SUBJECT HEADING: ENVIRONMENTAL ECONOMICS" and "BISAC SUBJECT HEADINGS: BUSINESS & ECONOMICS / Economics / Macroeconomics".

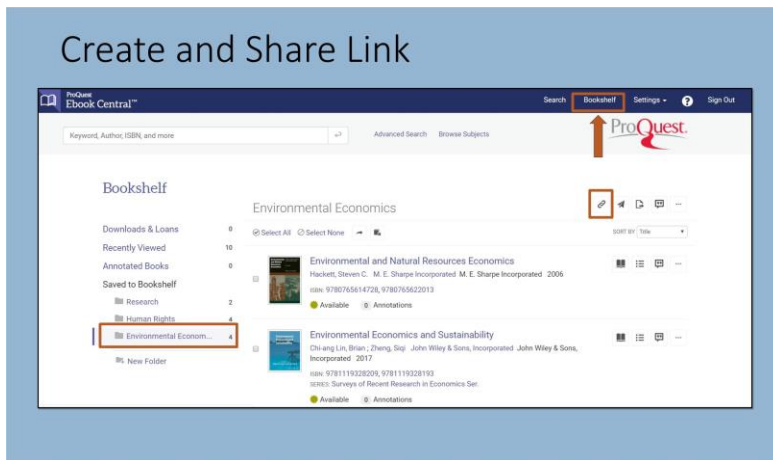
1.7 Add to Bookshelf

This screenshot illustrates the "Add to Bookshelf" process. It shows a list of book results under the heading "Book Results". The first item, "Environmental Economics and Sustainability", is highlighted. An "ADD TO BOOKSHELF" dialog box is overlaid on the screen, prompting the user to "select a folder for this item". The dialog features a "FOLDER" dropdown menu with options: "Research", "Business", "Human Rights", "Environmental Econom...", and "More...". A red arrow points to the "Environmental Econom..." option, indicating the selection process.

Notes:

You can also add books to your Bookshelf by clicking the **Add to Bookshelf** icon in the **Book Results** list. Use the **FOLDER** drop-down to select the folder for the item or create a new folder. Organize your books into as many folders as you'd like.

1.8 Create and Share Link

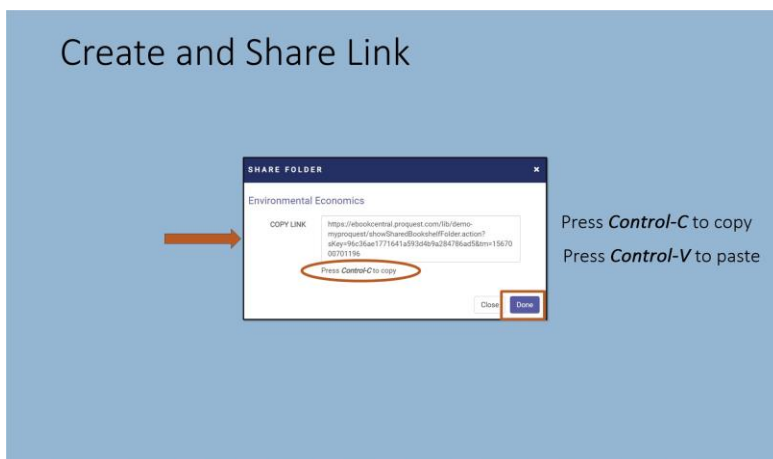


Notes:

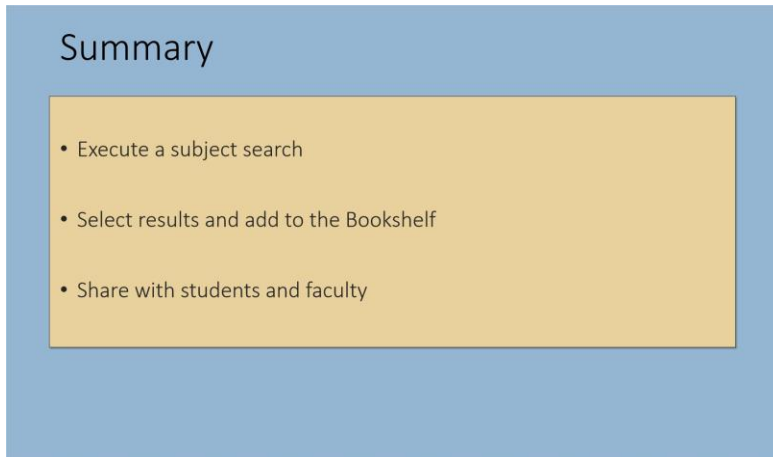
Access your **BOOKSHELF** from the ribbon at the top right of **EBOOK CENTRAL** to create and share a link with others at your institution. Go to the folder you would like to share, then click on the **PAPERCLIP** icon at the top.

To copy the share link just click **CONTROL-C** on your keyboard. Close the Share Folder Copy Link view by clicking **Done** and use **CONTROL-V** to paste and then share the link. The link can be used for online course reading lists, new title lists for patrons and faculty, and a myriad of other ways as subject or topic resources.

Copy link (Slide Layer)



1.9 Summary



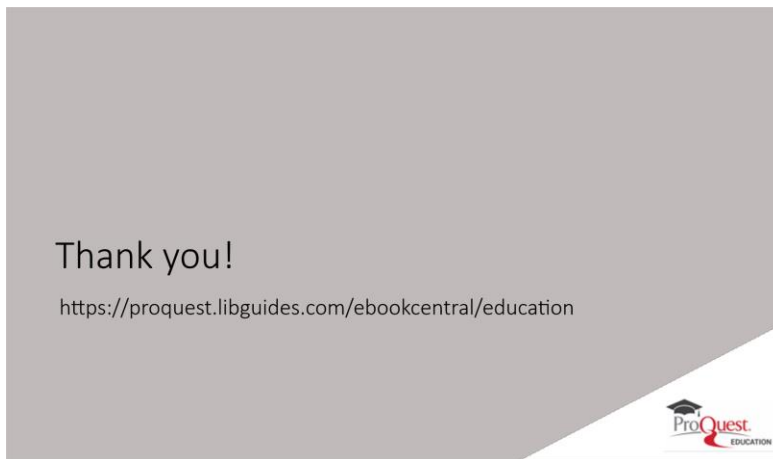
Summary

- Execute a subject search
- Select results and add to the Bookshelf
- Share with students and faculty

Notes:


In this session on Finding and Sharing Subject Focused eBooks with Ebook Central, you have learned to search and browse by subject, add relevant eBooks to your Bookshelf, and create and share links to your selected books.

1.10 Thank you!



Thank you!

<https://proquest.libguides.com/ebookcentral/education>



Notes:

Thank you for joining this session. To learn more, please visit our Ebook Central LibGuide Product Education page.

1.11 Copyright

Copyright

© ProQuest LLC. 2019. All rights reserved.

ProQuest and any other names of products and services referenced herein are trademarks of ProQuest LLC or an affiliate and may be registered in certain jurisdictions. All third party product names, company names, marks and logos referenced may be trademarks of their respective owners.

Notes:

COPYRIGHT PROQUEST LLC. 2019. ALL RIGHTS RESERVED.

PROQUEST AND ANY OTHER NAMES OF PRODUCTS AND SERVICES REFERENCED HEREIN ARE TRADEMARKS OF PROQUEST LLC OR AN AFFILIATE AND MAY BE REGISTERED IN CERTAIN JURISDICTIONS. ALL THIRD PARTY PRODUCT NAMES, COMPANY NAMES, MARKS AND LOGOS REFERENCED MAY BE TRADEMARKS OF THEIR RESPECTIVE OWNERS.